



District Report Card: 2017


State: Assam	District: Nagaon
Class: 8	Subject: Mathematics
Schools: 51	Students: 1256


Participation/Coverage


Students

<div>GENDER</div> <div></div>	Boys		Girls	
	Number	%	Number	%
	554	44.11	702	55.89

<div>AREA</div> <div></div>	Rural		Urban	
	Number	%	Number	%
	1060	84.39	196	15.61

<div>CATEGORY</div> <div></div>	SC		ST		OBC		GEN	
	Number	%	Number	%	Number	%	Number	%
	149	11.86	83	6.61	178	14.17	846	67.36

<div>CWSN</div> <div></div>	LD	VI	HI	S&LD	ID	Oth
	1	2	2	9	0	2

<div>Management</div> <div></div>	Government		Government-aided	
	Number	%	Number	%
	972	77.39	284	22.61

Average Performance of Students in Mathematics (%)

Overall	Gender		Area		Management		Social Group			
	Male	Female	Rural	Urban	Govt.	Aided	SC	ST	OBC	GEN
52.90	52.37	53.32	52.48	55.20	54.13	48.71	48.19	42.41	45.58	56.30

Performance on Learning Outcomes (LOs)

Learning Outcomes	Description	Average Performance(%)
M601	Solves problems involving large numbers by applying appropriate operations	53.19
M606	Solves problems on daily life situations involving addition and subtraction of fractions / decimals	62.05
M620	Finds out the perimeter and area of rectangular objects in the surroundings like floor of the class room, surfaces of a chalk box etc.	56.35
M621	Arranges given/collected information in the form of table, pictograph and bar graph and interprets them	51.48
M702	Interprets the division and multiplication of fractions	49.92
M705	Solves problems related to daily life situations involving rational numbers	46.26
M706	Uses exponential form of numbers to simplify problems involving multiplication and division of large numbers	48.29
M707	Adds/subtracts algebraic expressions	64.97
M710	Solves problems related to conversion of percentage to fraction and decimal and vice versa	43.88
M717	Finds out approximate area of closed shapes by using unit square grid/graph sheet	36.39
M719	Finds various representative values for simple data from her/his daily life contexts like mean, median and mode	64.98
M721	Interprets data using bar graph	67.05
M801	Generalizes properties of addition, subtraction, multiplication and division of rational numbers through patterns	34.26
M802	Finds rational numbers between two given rational numbers	54.49
M803	Proves divisibility rules of 2, 3, 4, 5, 6, 9 and 11	58.94
M804	Finds squares, cubes, square roots and cube roots of numbers using different methods	59.87
M808	Uses various algebraic identities in solving problems of daily life	67.37
M812	Verifies properties of parallelogram and establishes the relationship between them through reasoning	40.39
M818	Finds surface area and volume of cuboidal and cylindrical object	31.48
M819	Draws and interprets bar charts and pie charts	55.25

Range of Performance of Students who Answered Correctly							
Below 30%		30% - 50%		50% - 75%		Above 75%	
Number	%	Number	%	Number	%	Number	%
260	20.70	298	23.73	457	36.39	241	19.19

Lowest Performing Learning Outcomes (LOs)

- 1 - Finds surface area and volume of cuboidal and cylindrical object (31.48)
- 2 - Generalizes properties of addition, subtraction, multiplication and division of rational numbers through patterns (34.26)
- 3 - Finds out approximate area of closed shapes by using unit square grid/graph sheet (36.39)

- 4 - Verifies properties of parallelogram and establishes the relationship between them through reasoning (40.39)
- 5 - Solves problems related to conversion of percentage to fraction and decimal and vice versa (43.88)